
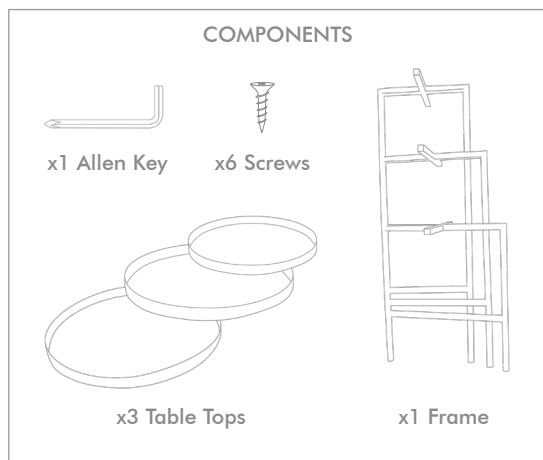


OLIVER BONAS

IGGY 3 TIER PLANT STAND

We hope you love your purchase, however if you aren't completely happy please retain your packaging to ensure its safe return.



To help maintain the beauty and performance of your piece of furniture do not use abrasive cleaners.

Wipe with a damp cloth, followed by a dry cloth.

Any spills should be removed immediately. Never let them dry out on the surface.

Always use a mat to protect the surface.

Take care when moving the furniture.

Do not drag furniture as it may cause damage to the joints.

Do not sit or stand on the tiers.

Not suitable for outdoor use.

Not suitable for bathrooms and not recommended for children's rooms.

As the legs are adjustable, ensure the legs are level and angled correctly.

Do not overload

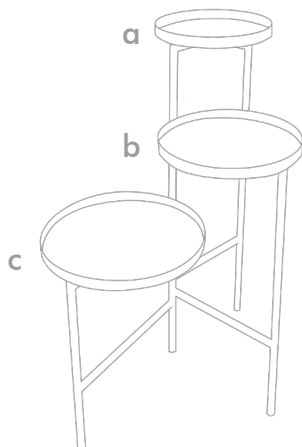
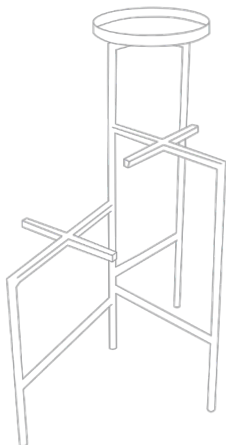
Check fittings and assembly regularly as they may come loose over time

Designed for domestic use only.

Please retain this information for future reference

INSTRUCTIONS

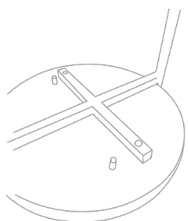
1



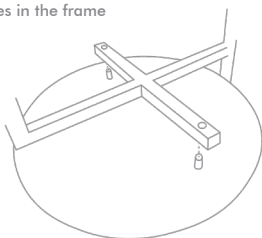
Open the frame and place on a flat surface.
Small (a) - goes on the top, medium (b) - goes on the middle tier, large (c) - goes on the bottom tier.
Fit the top tier first and work your way down to the bottom.



WARNING!
Legs must be evening positioned for stability

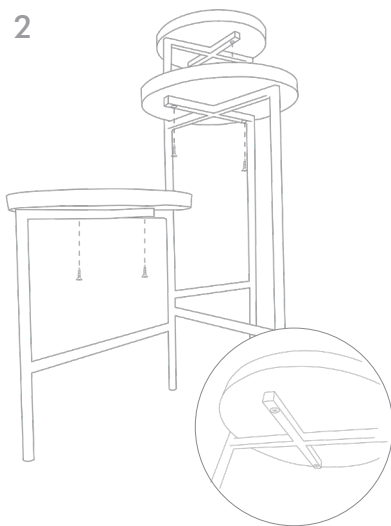


Posts slot into the holes in the frame



WARNING!
Please ensure the tier is position in the correct orientation. The supporting posts on the understand are not central.

2



Screw the bases into the frame using the screws and cross head allen key provided.
There will be two screws per level.